


Plant PM Inspection Process in Intelex - Mobile

- 1) Download from the App Store the following app:



- 2) You will also need to download the VPN connection to access the network, also available in the App store



- 3) Open Intelex App and enter the following information. This will only need to be entered one time.



- 4) Select next to continue

5) The following screen will appear



Colas Federation Service

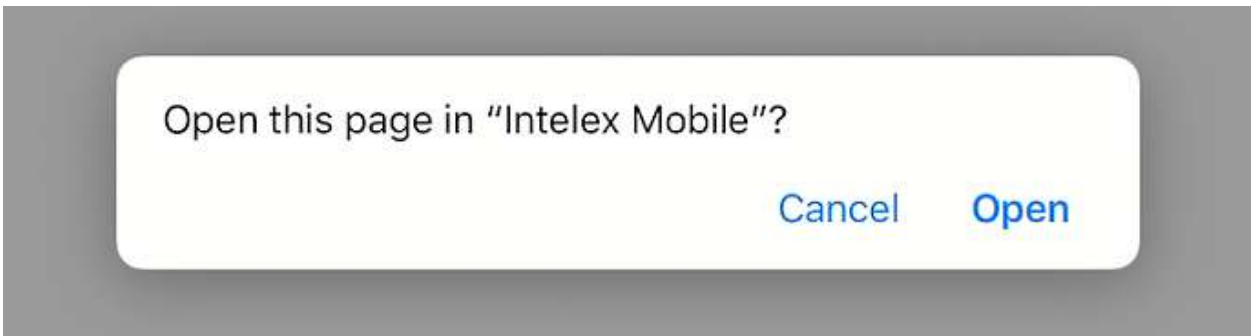
Sign in with your organizational account

Sign in

[Click here to change your password.](#)

Enter your user name (XXXXX@ colas.com) and computer password

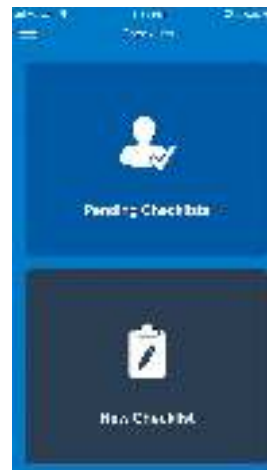
6) Select Open in the following screen



7) Select the "Checklists" icon.



8) Select "Pending Checklists"



Select the checklist to be performed.